

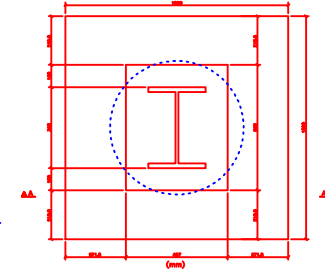


LOCAÇÃO / FUNDAÇÃO  
ESCALA 1/75

CONFERIR TODAS AS MEDIDAS NA OBRA

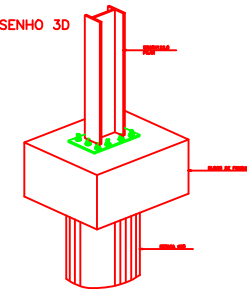


DETALHE DA CHAPA DE LIGAÇÃO  
ESCALA 1/75

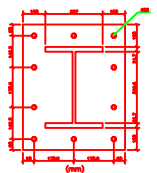


QUANTIDADE	
QUANT.	UNIDADE

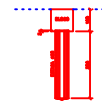
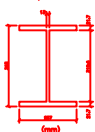
DESENHO 3D



DETALHE DA CHAPA DE LIGAÇÃO  
ESCALA 1/75



PILAR METÁLICO  
W360X122,0  
ESCALA 1/75



LIVRAMENTO FUNDAÇÃO		
PROPOSTA	DATA PROVA, ANO	% EXECUÇÃO ANO

REVISÃO	